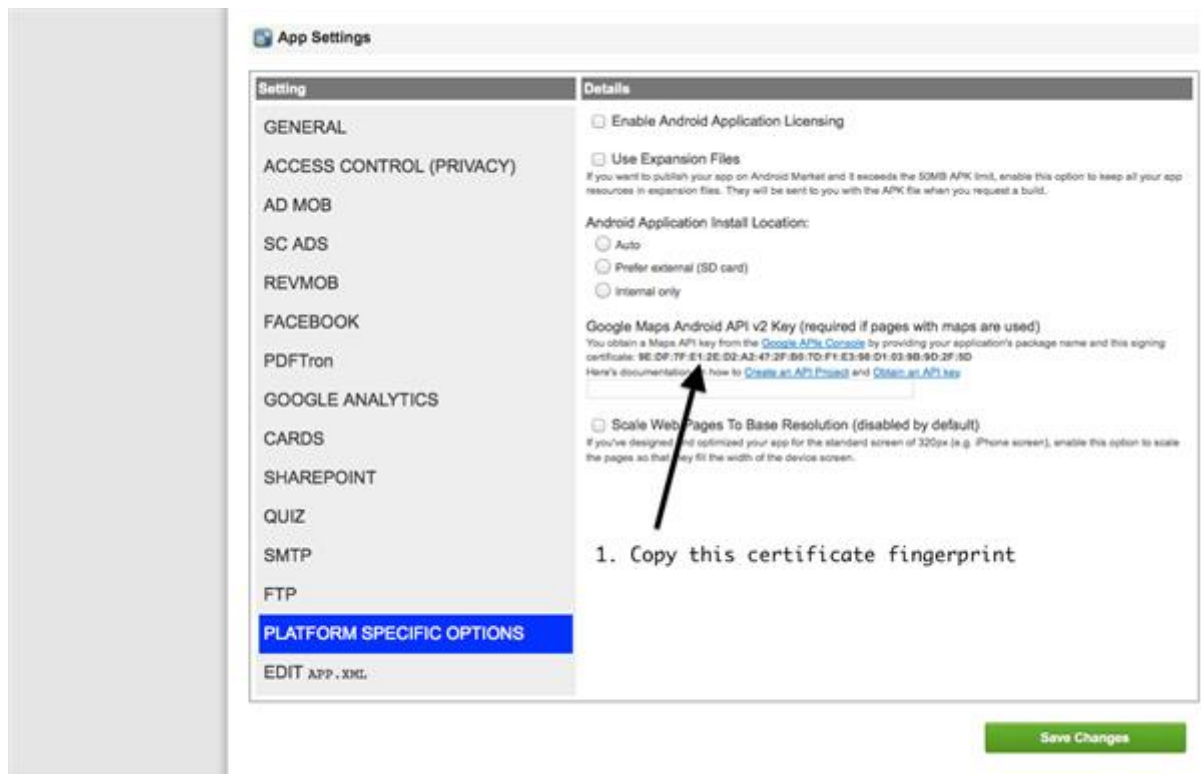


# Getting the Google Maps Android API v2

1. Go to App Dashboard → Application Settings → Platform Specific Options → Google Maps API Key.

Copy the SHA-1 fingerprint: **9E:DF:7F:E1:2E:D2:A2:47:2F:B0:7D:F1:E3:98:D1:03:9B:9D:2F:5D**

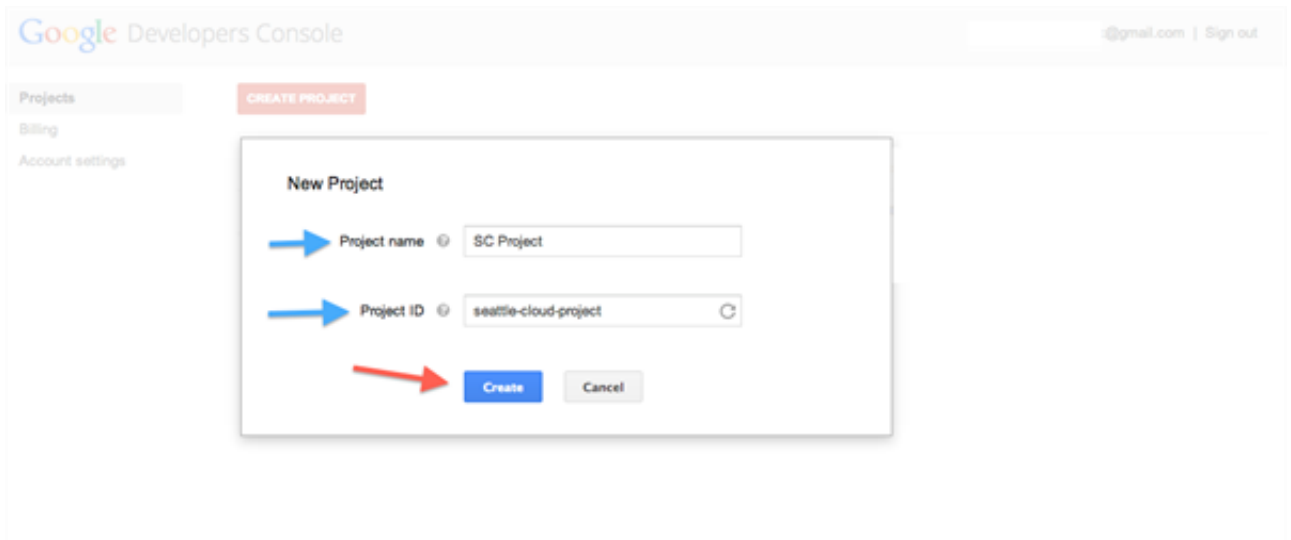


2. Create a project for your application in the Google Developer Console.

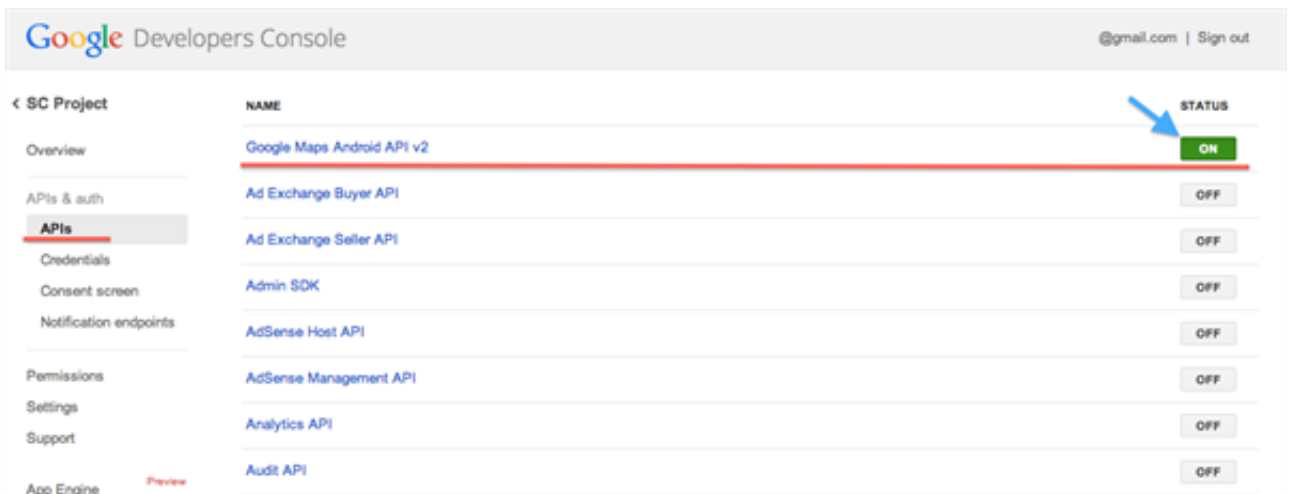
<https://cloud.google.com/console>



3. Add your Project Name and Project ID

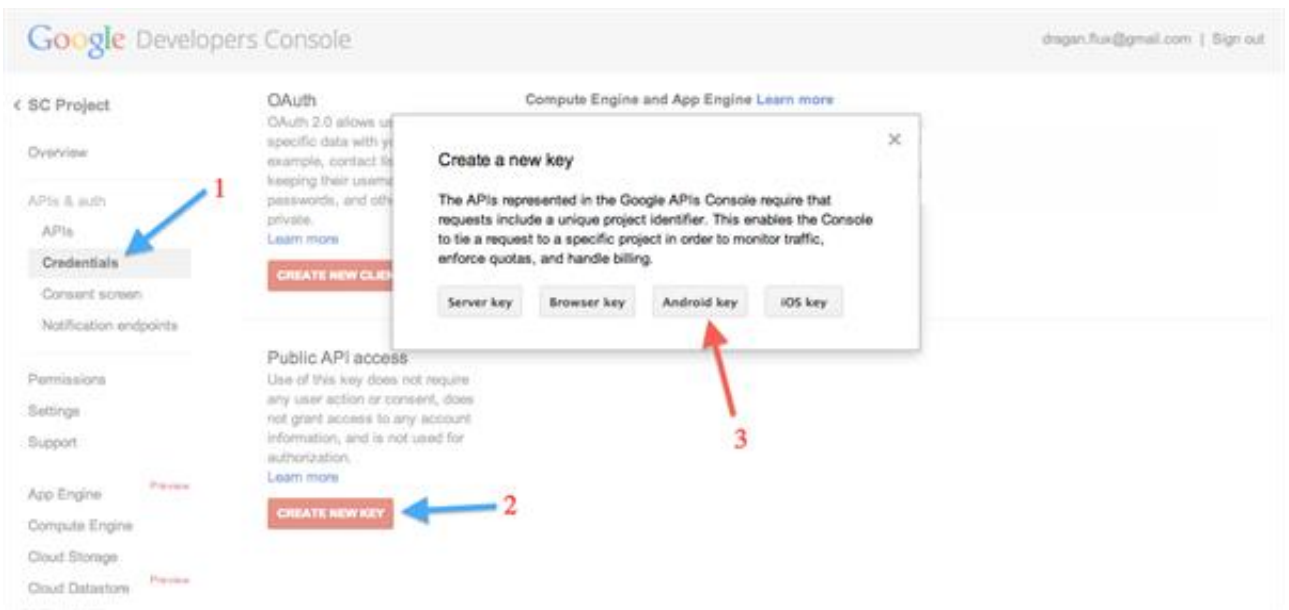


4. Select **APIs & auth** from the left navigation bar. Scroll down until you see **Google Maps Android API v2**. To the right of the entry, click the on the OFF indicator and turn it **ON**.



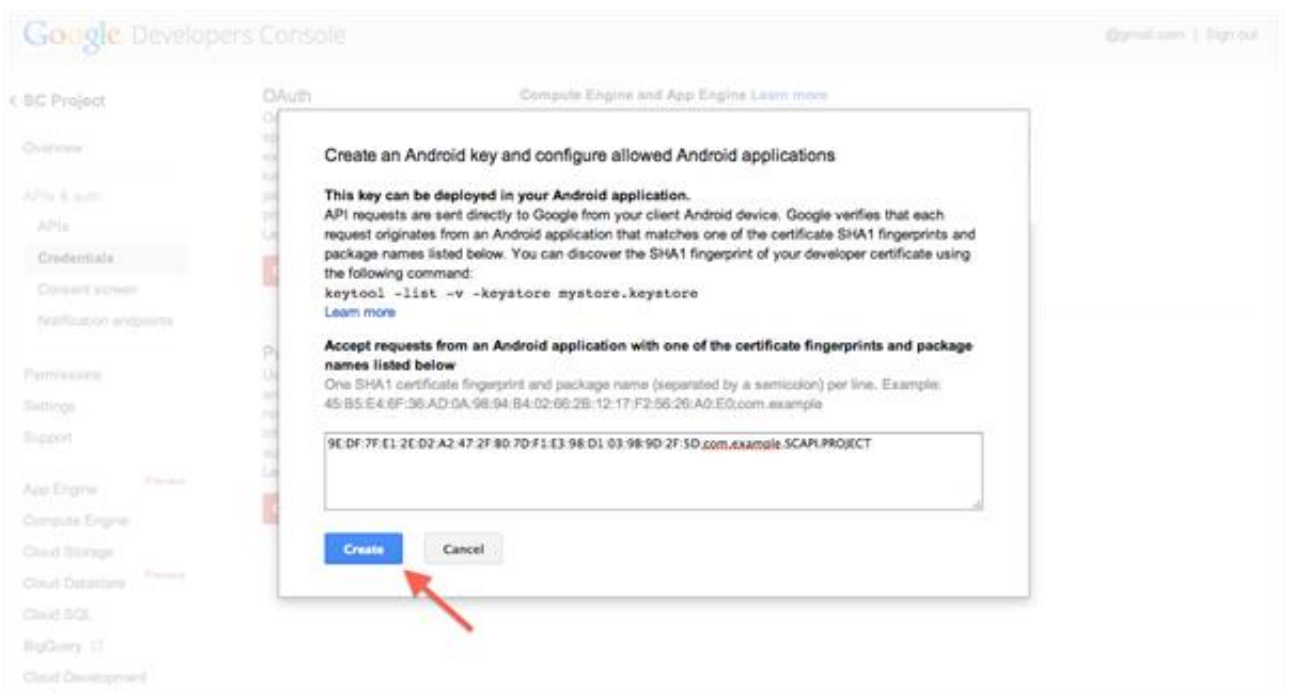
## 5. Obtaining an API Key

In the left navigation bar, click **Credentials**. Then click **CREATE NEW KEY** → **Android Key**



6. Obtain the API Key for your app by adding our SHA1 fingerprint and package name (separated by a semicolon) per line. Example:

9E:DF:7F:E1:2E:D2:A2:47:2F:B0:7D:F1:E3:98:D1:03:9B:9D:2F:5D;**com.example.SCAPI.PROJECT**



**\*\*NOTE:** For the **NEW** apps please use the same identifier (package name) that you'll add in the App Submission process. Step **9.4** in the ["How to publish your app on Google Play Store" tutorial](#). Please make sure to use **lowercase letters ONLY** in the Android App Identifier (package name).

**7. Copy** this key value and **paste** in the Application Settings → **Platform Specific Options** → **Google Maps API Key**

The screenshot shows the Google Developers Console interface. On the left is a navigation menu with options like Overview, APIs & auth, Credentials, Consent screen, Notification endpoints, Permissions, Settings, Support, App Engine, Compute Engine, Cloud Storage, Cloud Datastore, Cloud SQL, BigQuery, and Cloud Development. The main content area is divided into sections: OAuth 2.0, Public API access, and Key for Android applications. The 'Key for Android applications' section contains a table with the following data:

API key	AIzaSyD...o5C3Jw
Android applications	9E:DF:7F:E1:2E:52:A2:47:2F:B0:7D:F1:E3:98:D1:03:9B:9D:2F:5D com.example.SCAPI.PROJECT
Activation date	Dec 31, 1969 4:00 PM
Activated by	#gmail.com (you)

Below the table are buttons for 'Edit allowed Android applications', 'Regenerate key', and 'Delete'. A red arrow points to the API key value 'AIzaSyD...o5C3Jw'.