
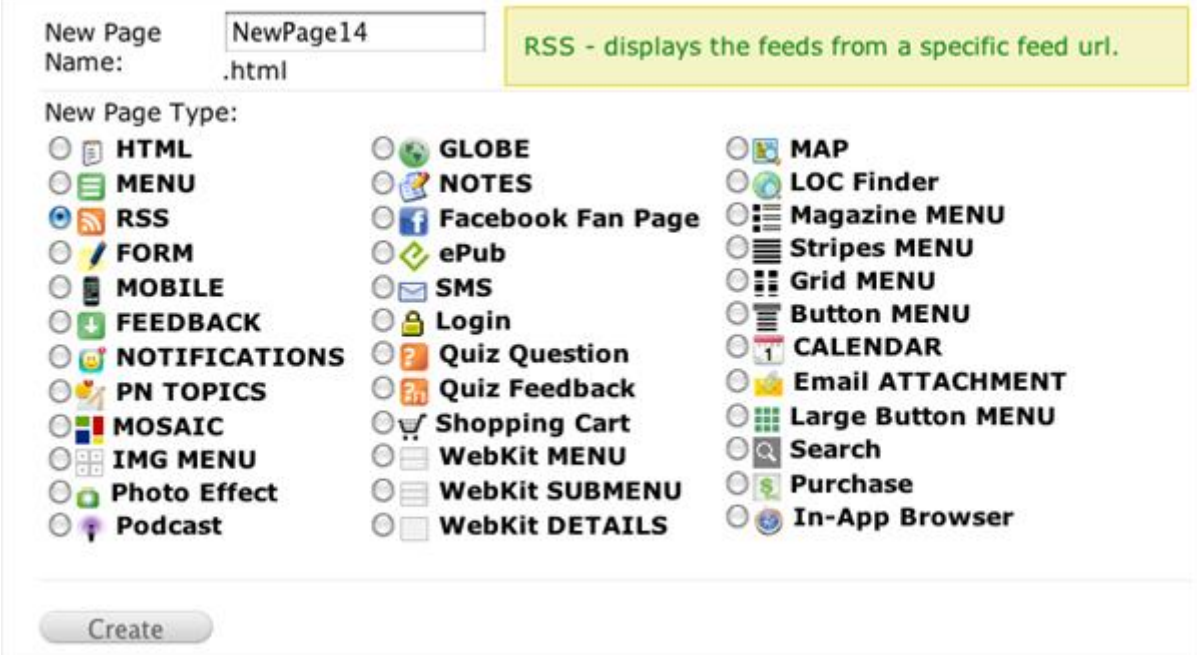


## RSS Feed Page Type

 **RSS** - RSS Feed is a family of web feed formats used to publish frequently updated works—such as blog entries, news headlines, audio, and video—in a standardized format.

In order to add a RSS Feed page to your app you need to follow the steps below:

- Go to your app's Dashboard
- Access the "Edit Pages" section
- Click on "+" (Add New Page) button and select the RSS Feed page from the available list:



New Page Name:

RSS - displays the feeds from a specific feed url.

New Page Type:

- HTML
- MENU
- RSS**
- FORM
- MOBILE
- FEEDBACK
- NOTIFICATIONS
- PN TOPICS
- MOSAIC
- IMG MENU
- Photo Effect
- Podcast
- GLOBE
- NOTES
- Facebook Fan Page
- ePub
- SMS
- Login
- Quiz Question
- Quiz Feedback
- Shopping Cart
- WebKit MENU
- WebKit SUBMENU
- WebKit DETAILS
- MAP
- LOC Finder
- Magazine MENU
- Stripes MENU
- Grid MENU
- Button MENU
- CALENDAR
- Email ATTACHMENT
- Large Button MENU
- Search
- Purchase
- In-App Browser

Create

Once the new page is added click on "Edit" next to it in order to enter the fee url.


At the page editor you are able to change the header image by uploading into the Resource Manager the one you want to be displayed. Here you may also change the header title of the RSS Feed page.

Share and Review on Facebook

Top Banner:  AdMob  iAd  None

Bottom Banner:  AdMob  iAd  None

Transition:  Slide  Curl  Flip  None

Header Image:  

Header Title:

---

**RSS Url:**

In the RSS Url input field you need to enter a valid feed url and then click the "Apply" button to initiate the rss feed functionality.

You may find also the option to get the feed from YouTube, Word Press, Twitter or Facebook. Simply click on the icon accordingly and select the way to get feed from the certain website.

- To get the feed from YouTube, you may use either the "tag", or "SearchQuery, or by entering the YouTube User Name (see the example below):

RSS Url can be copy/pasted from your Blog, Facebook page, YouTube channel, Twitter, Trulia, etc. Click icon below to retrieve RSS Url from these popular sites.



Choose YouTube feed source:

- Tag
- SearchQuery
- User

YouTube User Name:

Dynamic HTML

- To get the feed from Word Press you need to copy/paste the WordPress Blog Url.



WordPress Blog Url:

Get Feed

Cancel

- To get the RSS feed from Twitter you need to type in the Twitter User Screen Name and click on "Get Feed" button:



Twitter User Screen Name:

Get Feed

Cancel

- As for the Facebook source, you may use the Facebook Numeric ID and not the username:



Facebook Numeric ID:

NOTE: Facebook numeric ID is a number, it is NOT the Facebook username.

Get Feed

Cancel

As RSS files are essentially XML formatted plain text, the RSS file itself is relatively easily read both by automated processes and by humans alike. An example file could have contents such as the following. This could be placed on any appropriate communication protocol for file retrieval, such as http or ftp, and reading software would use the information to present a neat display to the end user.

```
01 <?xml version="1.0" encoding="UTF-8" ?>
02 <rss version="2.0">
03 <channel>
04     <title>RSS Title</title>
05     <description>Example of an RSS feed</description>
06     <link>http://www.ierssdomain.com/main.html</link>
07     <lastBuildDate>Mon, 06 Sep 2010 00:01:00 +0000 </lastBuildDate>
08     <pubDate>Mon, 29 Sep 2011 16:45:00 +0000 </pubDate>
09
10     <item>
11         &nbsp; <title>Example entry</title>
12         &nbsp; <description>Text containing an interesting
description.</description>
```

```
13         &nbsp; <link>http://www.seattleclouds.com/</link>
14         &nbsp; <guid>unique string per item</guid>
15         &nbsp; <pubDate>Mon, 29 Sep 2011 16:45:00 +0000 </pubDate>
16     </item>
17
18 </channel>
19 </rss>
```