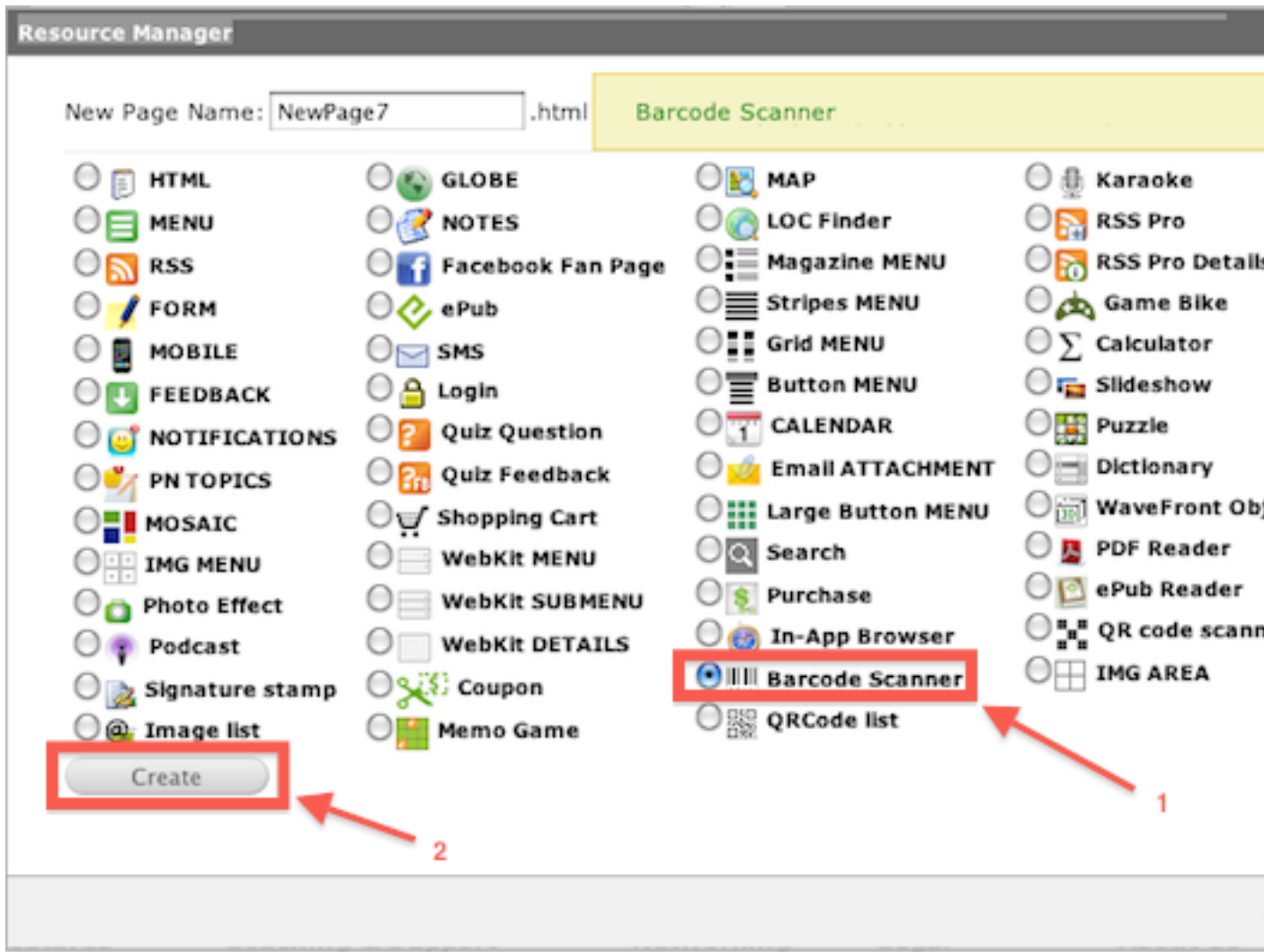


## Barcode Scanner - Tutorial and Features

With this feature in your application, people can scan any desired barcode and find the information about scanned product from an international barcode database.


To insert the scanner in the app, you can just select the “Barcode Scanner” page type from Page Type Resource Manager.



**\*\*NOTE:** No further action required for QR Scanner page.



#### Edit Barcode scanner Page

 **tab4.html**

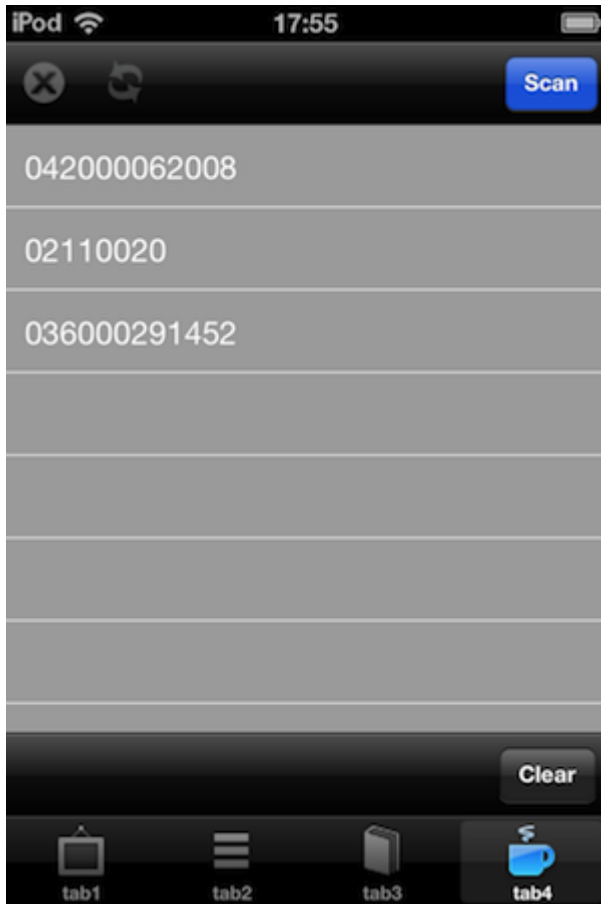
This is a Barcode scanner page. To convert this page to a different type click [Convert](#).

Done

**NOTE:** The page displayed in iPhone simulator on the left is for illustration purposes ONLY. It is just a combination of images and there are NO clickable areas. Please test this page through [SeattleClouds app](#).

#### Features:

Barcode Scanner uses Phone or Multimedia Device primary camera as scanner. It works without any problems on low resolution camera devices, such as iPod.



Tap **SCAN** button to begin the scan.

Just look to fit the Barcode into your screen and scanner will automatically find the code.

Tap **CLEAR** button to clear the list of scanned codes.