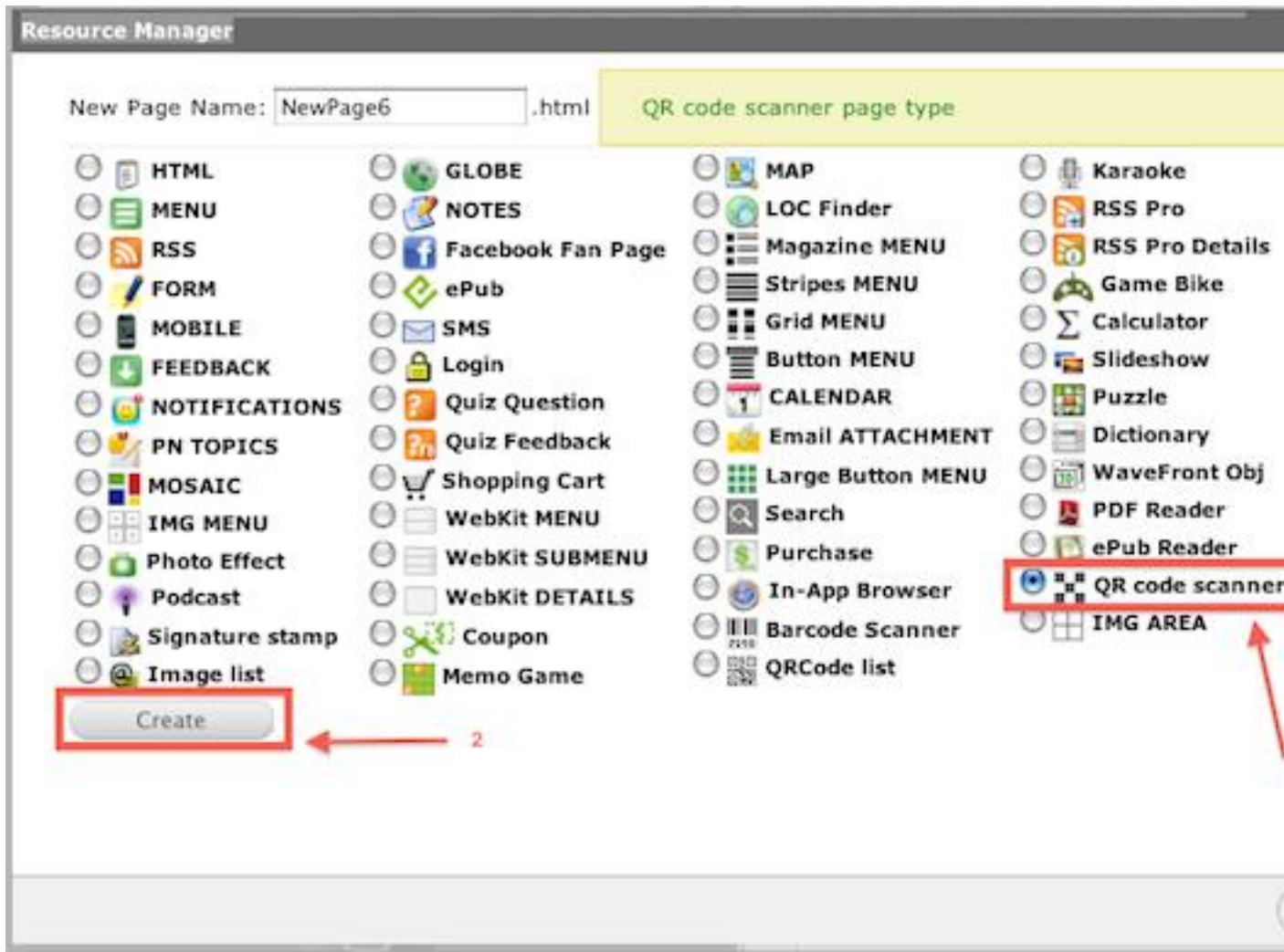


## QR Code Scanner - Tutorial and Features

Now, everyone can have a QR Scanner in his application.

Because QR codes (Quick Response Code) are worldwide used, Seattle Clouds developed a QR Scanner page type.

To insert the scanner in the app, you can just select the “QR code scanner” page type from Page Type Resource Manager.



**\*\*NOTE:** No further action required for QR Scanner page.



#### Edit QR code scanner Page

tab3.html

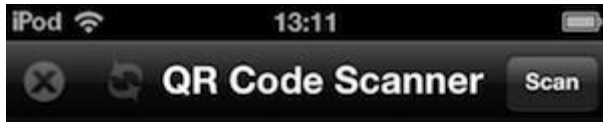
This is a QR code scanner page. To convert this page to a different type click [Convert](#).

Done

**NOTE:** The page displayed in iPhone simulator on the left is for illustration purposes ONLY. It is just a combination of images and there are NO clickable areas. Please test this page through [SeattleClouds app](#).

#### Features:

QR Code Scanner uses Phone or Multimedia Device primary camera as scanner. It works without any problems on low resolution camera devices, such as iPod.



---


If you want to scan the QR code please tap on the button "Scan".



Just look to fit the QR Code into your screen and scanner will automatically find the code.

**SC QR Scanner supports following QR Codes versions:**

1. *Version 1 (21×21). Content: "Ver1"*



Ver1



2. *Version 2 (25x25). Content: "Version 2"*



Version 2



3. *Version 3 (29×29). Content: "Version 3 QR Code"*



Version 3 QR Code



4. *Version 4 (33×33). Content: "Version 4 QR Code, up to 50 char"*



Version 4 QR Code, up to 50 char



5. ***Version 10 (57×57). Content: "VERSION 10 QR CODE, UP TO 174 CHAR AT HIGH LEVEL"***



VERSION 10 QR CODE, UP TO 174 CHAR AT H LEVEL, WITH 57X57 MODULES AND PLENTY OF ERROR CORRECTION TO GO AROUND. NOTE THAT THERE ARE ADDITIONAL TRACKING BOXES

